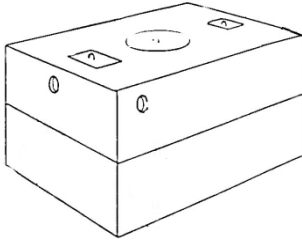


## Precast and Septic Systems

2017

### Regular Series



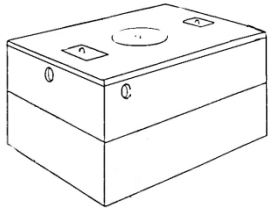
1000 Gal. Septic Tank

8800 lbs

1000ST

700.00

62"w x 96"l x 71"h



1000 Gal. Reinforced Tank

9800 lbs

1000RST

995.00

62"w x 96"l x 71"h

1250 Gal. Reinforced Tank

12000 lbs

1250RST

1325.00

62"w x 96"l x 88"h

1500 Gal. Reinforced Tank

13500 lbs

1500RST

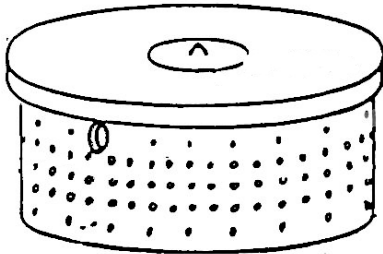
1395.00

62"w x 96"l x 103"h

### Factory 2nds

(Customer Should Inspect Prior to Delivery)

CHECK AVAILABILITY - SOLD 'AS IS'



550 Gal. W/Cover, 80"d x 42"h

4800 lbs

550DW

510.00

1100 Gal., 80"d x 78"h

7000 lbs

1100DW

810.00

550 Gal. Ring Only, 36"h

2200 lbs

550R

300.00

60" Cover, 6" Thick

1900 lbs

5C

137.50

84" Cover, 6" Thick

2600 lbs

7C

275.00

96" Cover, 6" Thick

3000 lbs

8C

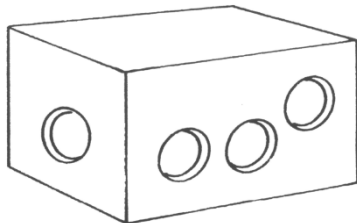
500.00

84" Cap, 12" Thick

3200 lbs

7C12

375.00



Small Distribution Box

30 ½" x 16 ½" x 16"

120 lbs

SDB

95.00

1 inlet / 6 outlet holes

Large Distribution Box

31" x 16" x 19 ½"

180 lbs

LDB

125.00

3 inlet / 5 outlet holes

Distribution Box Speed Leveler

DBSL

1.75